

Wieland-K73

CuNi1ZnSi | C19005

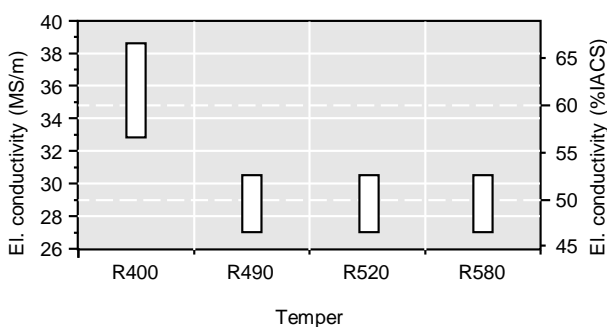
Wieland-K73, alloy C19005, is another established member of the low-alloyed CuNiSi family which is popular for electrical connectors. This alloy was developed in order to provide an improved stability in elevated temperature environments compared to C19010. The combination of high strength and good electrical conductivity is achieved through precipitation-hardening effects due to the existence of small amounts of nickel and silicon.

Chemical composition (Reference)		Physical properties (Reference values at room temperature)			
Ni	1.5 %	Electrical conductivity	29 MS/m	50 %IACS	
Si	0.3 %	Thermal conductivity	250 W/(m·K)	144 Btu·ft/(ft ² ·h·°F)	
Zn	0.4 %	Coefficient of electrical resistance*	2.0 10 ⁻³ /K	1.1 10 ⁻³ /°F	
Cu	balance	Coefficient of thermal expansion*	16.8 10 ⁻⁶ /K	9.3 10 ⁻⁶ /°F	
		Density	8.89 g/cm ³	0.321 lb/in ³	
		Modulus of elasticity	127 GPa	18,400 ksi	
		Specific heat	0.377 J/(g·K)	0.090 Btu/(lb·°F)	
		Poisson's ratio	0.34	0.34	

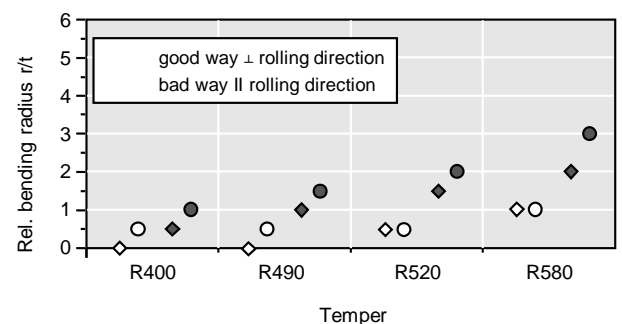
* Between 0 and 300 °C

Mechanical properties (values in brackets are for information only)						
Temper	Tensile strength R _m		Yield strength R _{p0.2}		Elongation A ₅₀	Hardness HV
	MPa	ksi	MPa	ksi		
R400	400-460	58-67	≥ 360	≥ 52	≥ 8	(120-150)
R490	490-550	71-80	≥ 410	≥ 59	≥ 10	(140-170)
R520	520-590	75-86	≥ 440	≥ 64	≥ 9	(150-180)
R580	580-650	84-94	≥ 540	≥ 78	≥ 8	(170-200)

Electrical conductivity



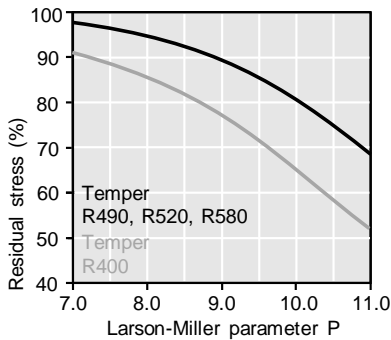
Bendability (Strip thickness t ≤ 0.5 mm) ◆ 90° ◆ 180°



Wieland-K73

CuNi1ZnSi | C19005

Thermal stress relaxation



Stress remaining after thermal relaxation as a function of Larson-Miller parameter P

(F. R. Larson, J. Miller, Trans ASME74 (1952) 765–775) given by:

$$P = (20 + \log(t)) \cdot (T + 273) \cdot 0.001$$

Time t in hours, temperature T in °C.

Example: P = 9 is equivalent to 1,000 h/118 °C.

Measured on stress relief annealed specimens parallel to rolling direction.

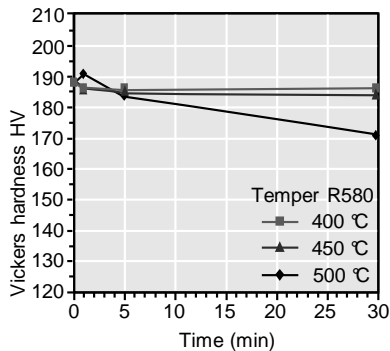
Total stress relaxation depends on the applied stress level.

Furthermore, it is increased to some extent by cold deformation.

Fatigue strength

The fatigue strength is defined as the maximum bending stress amplitude which a material withstands for 10^7 load cycles under symmetrical alternate load without breaking. It is dependent on the temper tested and is about 1/3 of the tensile strength R_m .

Softening resistance



Vickers hardness after heat treatment (typical values)

Types and formats available

- Standard coils with outside diameters up to 1,400 mm
- Traverse-wound coils with drum weights up to 1.5 t
- Multicoil up to 5 t
- Hot-dip tinned strip
- Contour-milled strip
- Sheet
- Strip and sheet with protective coating

Dimensions available

- Strip thickness from 0.10 mm, thinner gauges on request
- Strip width from 3 mm, however min. 10 x strip thickness

Wieland-Werke AG | Graf-Arco-Straße 36 | 89079 Ulm | Germany

info@wieland.com | wieland.com

Wieland Rolled Products North America | 4803 Olympia Park Plaza, Suite 3000 | Louisville, Kentucky | USA

infona@wieland.com | wieland-rolledproductsna.com